



FITTING INSTRUCTIONS FOR LS0008BK LOCKSTOP SAVERS
DUCATI PANIGALE V4, V4S, SPECIALE '18-



THIS KIT CONTAINS THE ITEMS PICTURED AND LABELLED BELOW.
DO NOT PROCEED UNTIL YOU ARE SURE ALL PARTS ARE PRESENT.

Please note that the way the kit is packed does not necessarily represent the way of mounting to the bike.

THE PARTS SHOWN MAY BE REPRESENTATIVE ONLY (FOR CLARITY OF INSTRUCTIONS ONLY).

KIT CONTENTS

- Lockstop saver mounting plate (MP0213 (x2))
 - Lockstop saver bobbin (B0486) (x4)
 - Spacer (S1109) (x4)
- M5 x 20mm long button head bolt (x4)

TOOLS REQUIRED


- 3mm Allen Key
- 4mm Allen Key



Picture 1



Picture 2



Picture 2



Picture 2

FITTING INSTRUCTIONS

- Assemble the bobbins to the mounting plates by pressing them into the slots as shown in picture 1.
- Place a bolt through both mounting plate holes as shown in picture 1 ensuring that the bolt goes through the side with the greater angle as shown in picture 2. Place a spacer on the opposite side of the mounting plate as shown in pictures 2 and 3.
- Remove the 2 bolts arrowed in picture 1.
- Use the M5 bolts to secure the lockstop saver assembly in place as shown in picture 4.
- Repeat for both sides.
- Do not overtighten the bolts, a maximum torque setting of 12Nm is advised for the supplied M5 bolts.
- Regularly check to ensure lockstop saver remains tight.

ISSUE 1 20/02/2018 (HB)
ISSUE 2 14/03/2018 (HB)

Digital copies of these instructions are available to download from www.rg-racing.com

CONSUMER NOTICE

The catalogue description and any exhibition of samples are only broad indications of the Products and R&G may make design changes which do not diminish their performance or visual appeal and supplying them in such state shall conform to the order. The Buyer acknowledges no representation or warranty (other than as to title) has been given or will apply to the Products other than those in R&G's order or confirmation and the Buyer confirms it has chosen the Products as being of merchantable quality and suitable for its particular purposes. Where R&G fits the Products or undertakes other services it shall exercise reasonable skill and care and rectify any fault free of charge unless the workmanship has been disturbed. The Buyer is responsible for ensuring that the warranty on the motorcycle is not affected by the fitting of the Products. On return of any defective Products R&G shall at its option either supply a replacement or refund the purchase money but shall not be liable if the Products have been modified or used or maintained otherwise than in accordance with R&G's or manufacturer's instructions and good engineering practice or if the defect arises from accident or neglect. Other than identified above and subject to R&G not limiting its liability for causing death and personal injury, it shall not be liable for indirect or consequential loss and otherwise its liability shall be limited to the amounts paid by the Buyer for the Products or the fitting or service concerned. These terms do not affect the Buyer's statutory rights.

R&G RETURNS POLICY (NON-FAULTY GOODS)

Returns must be pre-authorised (if not pre-authorised the return will be rejected). Goods may only be returned direct to us if they were purchased direct from us (customer must prove if necessary). Otherwise to be returned to original vendor. Goods must be in re-sellable condition, in the opinion of R&G. All returns are subject to a 25% restocking and handling fee (25% of the gross value exc. P&P – at the prevailing price at time of purchase). The customer must pay any and all carriage charges. No returns of discontinued products, unless within 14 days of purchase. This policy does not affect your statutory rights and does not refer to faulty goods.

R&G

Unit 1, Shelley's Lane, East Worldham, Alton, Hampshire, GU34 3AQ
Tel: +44 (0)1420 89007 Fax: +44 (0)1420 87301 www.rg-racing.com Email: info@rg-racing.com



**NOTICE DE MONTAGE POUR LS0008BK PROTECTION VERROUILLAGE
DUCATI PANIGALE V4, V4S, SPECIALE '18-**



Le kit contient les articles exposés ci-dessous, vérifier que toutes les pièces soient présentes avant de procéder au montage.

La façon dont le kit est emballé ne correspond pas forcément à la façon de monter les pièces sur la moto. LES PARTIES PRÉSENTÉES PEUVENT ÊTRE UNIQUEMENT REPRESENTATIVES (POUR LA CLARTE DES INSTRUCTIONS UNIQUEMENT).

LE KIT CONTIENT

- Plaque de fixation d'arrêt de verrouillage (MP0213) (x2)
- Protection d'arrêt de verrouillage (B0486) (x4)
 - Entretoise (S1109) (x4)
 - Boulons M5 x 20mm (x4)

OUTILS REQUIS

- Clé Allen 3mm
- Clé Allen 4mm



Photo 1



Photo 2

R&G




Photo 2



Photo 2

NOTICE DE MONTAGE

- Assembler les bobines sur les plaques de fixation en les pressant dans les fentes, voir photo 1.
- Placer un boulon dans les 2 trous de la plaque de fixation, voir photo 1 en veillant à ce que le boulon se place du côté possédant le plus grand angle, voir photo 2. Placer une entretoise du côté opposé de la plaque de fixation, voir photos 2 et 3.
- Enlever les 2 boulons, voir photo 1.
- Utiliser les boulons M5 pour fixer la protection d'arrêt de verrouillage en place, voir photo 4.
- Répéter l'action des 2 côtés.
- Ne pas trop serrer les boulons, nous vous conseillons de serrer à maximum 12Nm les boulons M5 fournis.
- Vérifier le serrage de la protection de façon régulière.

ISSUE 1 20/02/2018 (HB)

ISSUE 2 14/03/2018 (HB)

Notice disponible au téléchargement sur www.rg-racing.com

CONSUMER NOTICE

The catalogue description and any exhibition of samples are only broad indications of the Products and R&G may make design changes which do not diminish their performance or visual appeal and supplying them in such state shall conform to the order. The Buyer acknowledges no representation or warranty (other than as to title) has been given or will apply to the Products other than those in R&G's order or confirmation and the Buyer confirms it has chosen the Products as being of merchantable quality and suitable for its particular purposes. Where R&G fits the Products or undertakes other services it shall exercise reasonable skill and care and rectify any fault free of charge unless the workmanship has been disturbed. The Buyer is responsible for ensuring that the warranty on the motorcycle is not affected by the fitting of the Products. On return of any defective Products R&G shall at its option either supply a replacement or refund the purchase money but shall not be liable if the Products have been modified or used or maintained otherwise than in accordance with R&G's or manufacturer's instructions and good engineering practice or if the defect arises from accident or neglect. Other than identified above and subject to R&G not limiting its liability for causing death and personal injury, it shall not be liable for indirect or consequential loss and otherwise its liability shall be limited to the amounts paid by the Buyer for the Products or the fitting or service concerned. These terms do not affect the Buyer's statutory rights.

R&G RETURNS POLICY (NON-FAULTY GOODS)

Returns must be pre-authorized (if not pre-authorized the return will be rejected). Goods may only be returned direct to us if they were purchased direct from us (customer must prove if necessary). Otherwise to be returned to original vendor. Goods must be in re-sellable condition, in the opinion of R&G. All returns are subject to a 25% restocking and handling fee (25% of the gross value exc. P&P – at the prevailing price at time of purchase). The customer must pay any and all carriage charges. No returns of discontinued products, unless within 14 days of purchase. This policy does not affect your statutory rights and does not refer to faulty goods.

R&G

Unit 1, Shelley's Lane, East Worldham, Alton, Hampshire, GU34 3AQ

Tel: +44 (0)1420 89007 Fax: +44 (0)1420 87301 www.rg-racing.com Email: info@rg-racing.com



MONTAGEANLEITUNG FÜR LS0008BK LENKERANSCHLÄGE
DUCATI PANIGALE V4, V4S, SPECIALE '18-



Page | 5

ALLE GELIEFERTEN TEILE SIND UNTEN ABGEBILDET UND GEKENNZEICHNET. BEVOR SIE MIT DER MONTAGE BEGINNEN, ÜBERPRÜFEN SIE SORGFÄLTIG, DASS ALLE TEILE VORHANDEN SIND.

Hinweis: Die Verpackung der Teile stellt nicht die Reihenfolge der Montage dar.

DIE UNTEN ABGEBILDETEN TEILE DIENEN LEDIGLICH ZUR ERKLÄRUNG

KIT CONTENTS

- Lenkeranschlag Montageplatte (MP0213) (x2)
 - Lenkeranschlag (B0486) (x4)
 - Distanzhalter (S1109) (x4)
 - M5 x 20mm Inbusschraube (x4)

SIE BENÖTIGEN FOLGENDES WERKZEUG

- 3mm Inbusschlüssel
- 4mm Inbusschlüssel



Abbildung 1



Abbildung 2

R&G

Unit 1, Shelley's Lane, East Worldham, Alton, Hampshire, GU34 3AQ
Tel: +44 (0)1420 89007 Fax: +44 (0)1420 87301 www.rg-racing.com Email: info@rg-racing.com




Abbildung 2



Abbildung 2

MONTAGEANLEITUNG

- Die Lenkeranschlage an den Montageplatten anbringen, indem Sie sie in die offnungen eindrucken, wie in Abbildung 1 abgebildet.
- Eine Schraube in beide offnungen an der Montageplatte einfuhren wie in Abbildung 1 abgebildet. Bitte darauf achten, dass die Schraube durch die Seite mit dem groeren Winkel gefuhrt wird – siehe Abbildung 2. An der gegenuberliegenden Seite der Montageplatte einen Distanzhalter montieren – siehe Abbildungen 2 und 3.
- Entfernen Sie die zwei Schrauben, die in Abbildung 1 gekennzeichnet sind.
- Benutzen Sie die M5 Schrauben, um die Lenkeranschlag-Einheit sicher in Position zu befestigen wie in Abbildung 4 abgebildet.
- An beiden Seiten wiederholen.
- Ziehen Sie die Schrauben nicht zu stark an – fur die mitgelieferten M5 Schrauben ist ein maximales Drehmoment von 12Nm empfohlen.
- Uberprufen Sie regelmaig, dass die Lenkeranschlage ordnungsgema befestigt sind.

AUSGABE 1 20/02/2018 (HB)
AUSGABE 2 14/03/2018 (HB)

Eine digitale Version dieser Montageanleitung kann auf folgender Seite heruntergeladen werden:
www.rg-racing.com

S

CONSUMER NOTICE

The catalogue description and any exhibition of samples are only broad indications of the Products and R&G may make design changes which do not diminish their performance or visual appeal and supplying them in such state shall conform to the order. The Buyer acknowledges no representation or warranty (other than as to title) has been given or will apply to the Products other than those in R&G's order or confirmation and the Buyer confirms it has chosen the Products as being of merchantable quality and suitable for its particular purposes. Where R&G fits the Products or undertakes other services it shall exercise reasonable skill and care and rectify any fault free of charge unless the workmanship has been disturbed. The Buyer is responsible for ensuring that the warranty on the motorcycle is not affected by the fitting of the Products. On return of any defective Products R&G shall at its option either supply a replacement or refund the purchase money but shall not be liable if the Products have been modified or used or maintained otherwise than in accordance with R&G's or manufacturer's instructions and good engineering practice or if the defect arises from accident or neglect. Other than identified above and subject to R&G not limiting its liability for causing death and personal injury, it shall not be liable for indirect or consequential loss and otherwise its liability shall be limited to the amounts paid by the Buyer for the Products or the fitting or service concerned. These terms do not affect the Buyer's statutory rights.

R&G RETURNS POLICY (NON-FAULTY GOODS)

Returns must be pre-authorized (if not pre-authorized the return will be rejected). Goods may only be returned direct to us if they were purchased direct from us (customer must prove if necessary). Otherwise to be returned to original vendor. Goods must be in re-sellable condition, in the opinion of R&G. All returns are subject to a 25% restocking and handling fee (25% of the gross value exc. P&P – at the prevailing price at time of purchase). The customer must pay any and all carriage charges. No returns of discontinued products, unless within 14 days of purchase. This policy does not affect your statutory rights and does not refer to faulty goods.

R&G

Unit 1, Shelley's Lane, East Worldham, Alton, Hampshire, GU34 3AQ
Tel: +44 (0)1420 89007 Fax: +44 (0)1420 87301 www.rg-racing.com Email: info@rg-racing.com